


Automatic Table Top Medical Tray Sealer MBW6X9



**Fast
Powerful
Cost Effective**



Standard Features:

- | | | |
|-------------------------------|--------------------------------|-------------------------|
| Digital Timing System | Stainless Steel Sealing Face | 1800 Lbs. Sealing Force |
| Digital Thermostat | Fully Enclosed Sealing Chamber | Quick Change Tooling |
| Stainless Steel Frame | Adjustable Pressure Regulator | Energy Efficient |
| Stainless Steel Shell | Digital Air Pressure Gauge | Fast Cycle Times |
| Balanced Alum. Heating Platen | Self Aligning Pressure System | No Lubrication Required |



MED PACK®

© 2024 HANNAN PRODUCTS CORP.
MED PACK is a Registered Trademark of HANNAN Products Corp.

The MED PACK® MBW6X9 tray sealer has been engineered for reliability, high productivity and efficient use of space and energy. This medical tray sealer is ideally suited to meet your requirements for speed, accuracy and flexibility of operation. Automatic operation, self aligning pressure system, and balanced heat platen assure consistent sealing of materials. MED PACK® equipment is designed for continuous production use with a minimum of operator skill. From it's stainless steel construction to it's digital controls, the MED PACK® MBW6X9 is "The Professional's Choice".

Examples Of Outstanding Standard Features Include

1. Fully enclosed sealing chamber (Safe Operation).
2. Instant fixture change over – No tools required (True Drop-In Tooling).
3. Stationary heating platen with stainless steel sealing face.

Packaging Made Easy / Packaging Made in America

SPECIFICATIONS:


Sealing Area _____ 6" X 9"
 Maximum Card Size _____ 7 1/2" X 10 1/2"
 Maximum Blister/Tray Depth _____ 1 1/2"
 Available Sealing Force _____ 1800 Lbs. @ 100 PSI
 Temperature Control _____ Ambient To 500°F
 Electrical _____ 110 VAC/6.5 A/1 PH/60 HZ
 Minimum Air Requirement _____ 40 PSI
 Shipping Weight _____ 86 LBS.

OPERATING SEQUENCE:


- 1 - Load Tray, package contents, Tyvek®, foil or medical lids into the sealing fixture.
- 2 - Slide shuttle completely into sealing chamber.
- 3 - Automatic heat and pressure cycle seals tray to lidding material.
- 4 - Slide fixture shuttle out of the sealing chamber.
- 5 - Remove finished package and reload for next cycle.



FRONT VIEW



SIDE VIEW



Made in the U.S.A.

HANNAN PRODUCTS CORPORATION
 9106 PULSAR COURT, UNIT C, CORONA, CA. 92883
 TELEPHONE: (951) 735-1587 / (800) 954-4266
 FAX: (951) 735-0827
 WWW.MEDPACKINFO.COM SALES@MEDPACKINFO.COM